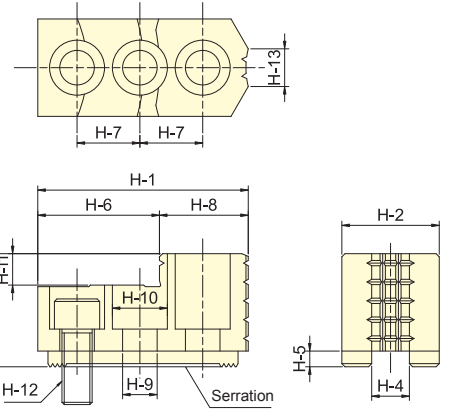


**Fig. 1**



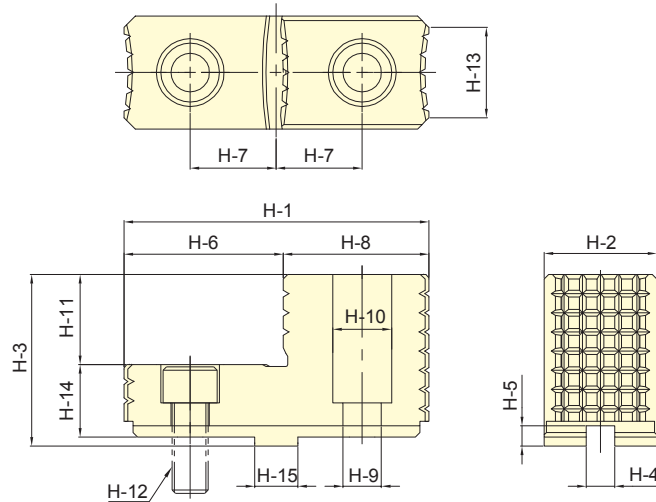
**Fig. 2**

Subject to technical changes

**DIMENSIONS**

MODEL	H-1	H-2	H-3	H-4	H-5	H-6	H-7	H-8	H-9	H-10	H-11	H-12	H-13	Serration Pitch	Matching Chuck	3 Jaw Weight	Reference Drawing
																kg	
HJ-05	53	23	28	10	4	30	14	23	8.5	13.5	10	M8	6	1.5×60°	3H-204, 3H-205	1	Fig.2
HJ-06	67	31	36	12	5	38.5	20	28.5	11	17	12	M10	10	1.5×60°	3H-206, 3P-06	1.7	Fig.2
HJ-08	87	35	51	14	5	32	25	18	13	19	12	M12	12	1.5×60°	3H-208, 3P-08	2	Fig.1
HJ-10	102	40	54	16	5	39	30	23	13	19	13	M12	16	1.5×60°	3H-210, 3P-10	3	Fig.1
HJ-12H	103	50	52	21	5	62.5	30	40.5	17	25	17	M16	30	1.5×60°	3H-12, 3H-212, 3L-212, 3V-12, 3P-12, 3M-12	3.5	Fig.2
HJ-12P	103	50	52	18	5	62.5	30	40.5	15	22	17	M14	30	1.5×60°	3H-12, 3H-212, 3L-212, 3V-12, 3P-12, 3M-12	3.6	Fig.2
HJ-15H	149	62	86	22	8	63	43	34	21	32	20	M20	43	1.5×60°	3H-15, 3H-215, 3H-18, 3L-15, 3P-215, 3P-218, 3V-15, 3V-18	9.6	Fig.1
HJ-15P	149	62	86	25.5	6	63	43	34	21	32	20	M20	43	1.5×60°	3H-15, 3H-215, 3H-18, 3L-15, 3P-215, 3P-218, 3V-15, 3V-18	9.5	Fig.1
HJ-21	159.5	80	90	25	9	104.5	50	55	21	32	40	M20	55	3.0×60°	3H-221, 3H-224, 3H-232, 3P-221, 3P-224, 3V-21, 3V-24, 3V-32	14.3	Fig.2

## STANDARD HARDEN JAW FOR 3MF CHUCK

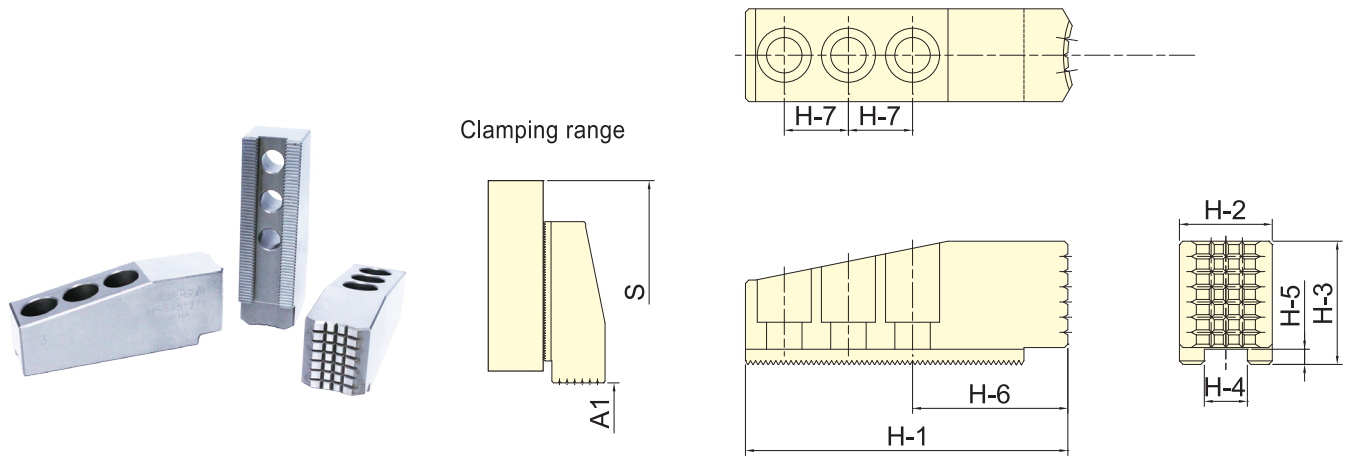


Subject to technical changes

**DIMENSIONS**

Model	H-1	H-2	H-3	H-4	H-5	H-6	H-7	H-8	H-9	H-10	H-11	H-12	H-13	H-14	H-15	Matching Chuck	3 Jaw Weight (kg)
3MF-20	135	50	76	12.7	9	70	38.1	65	17	26	40	M16	40	32	19.03	3MF-20	6.7

## STANDARD HARDEN JAW FOR AP CHUCK



Subject to technical changes

### DIMENSIONS

Model	H-1	H-2	H-3	H-4	H-5	H-6	H-7	A1	S	Serration Pitch	Matching Chuck	3 Jaw Weight (kg)
HJ-145	191	55	73	25.5	9	92	38	28-120	420	3.0×60°	AP-145	12.5
HJ-145	191	55	73	25.5	9	92	38	28-155	460	3.0×60°	AP-185	12.5
HJ-145	191	55	73	25.5	9	92	38	60-235	535	3.0×60°	AP-230	12.5
HJ-145	191	55	73	25.5	9	92	38	105-280	580	3.0×60°	AP-275	12.5
HJ-320	243	75	82	30	9	110	50	100-295	658	3.0×60°	AP-320	24.6
HJ-320	243	75	82	30	9	110	50	175-375	738	3.0×60°	AP-375	24.6